

These are mild protocols with infrequent dosing. The younger the patient, the softer the therapy should be, which means that frequent administration is not necessary. In fact, the above protocol can be given on an “as needed basis,” or the physician can adjust the frequency of administration to the baby’s needs and to the mother’s constitution. For infants, the drinkable saline-based ampules are favored over the alcohol-containing drops.

Tip:

Apply remedies directly to the mucous membranes with any plastic pipette.

Remedies can also be placed directly in the bottle of the formula. Add the remedies just before serving the baby’s formula and discard leftover formula. Always give remedies in a fresh batch of formula.

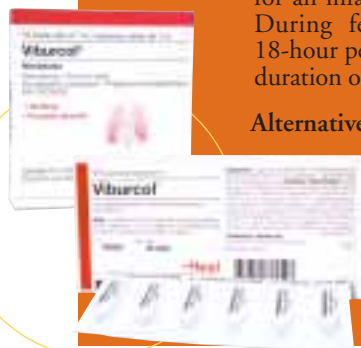
The main remedy here for infants is **VIBURCOL**. Overall, this remedy applies to agitation, and we know agitation in newborns comes from physical discomfort of conditions like colic, fever, or distress of some kind, whether emotional or environmental.

Available as suppositories or saline-based monodoses*, **VIBURCOL** is a must to have in your pediatric kit. Its unique formula combining *Chamomilla*, *Belladonna*, *Dulcamara*, *Plantago*, *Pulsatilla*, and *Calcarea carbonica* is the perfect combination for agitation due to otitis, colic, teething, or insomnia, and the accompanying fever associated with most of these conditions.

VIBURCOL: the recommended dosage for the suppositories: one suppository daily is usually sufficient for an infant, as the remedy is delivered in a fragmented way through the suppository. During fever for example, the suppository can be introduced once during a 18-hour period. Otherwise, for treatment purposes, one suppository 3 times a week. The duration of the protocol will depend on the condition, but can continue for 1 to 3 weeks.

Alternatively: The monodoses* can be given on an as-needed basis (follow age-related dosage on the packaging). The monodoses hold a half milliliter of solution that can be easily squeezed onto the baby’s tongue. You can also instruct parents to squeeze a drop or two onto their finger and introduce it to the inside of the baby’s cheek. For acute conditions, the latter method can be applied every 15 minutes to half an hour until the baby is comfortable.

* Not available in all countries



WHEN COLIC OCCURS IN TRANSIT

When colic only occurs in transit, then it is most likely that your baby is “car sick.” **COCCULUS-HOMACCORD** can remedy this situation in most cases.

CAR SICKNESS

1 drop of **COCCULUS-HOMACCORD** (ampule) 15 minutes to a half hour before leaving. During long trips one drop can be repeated every hour or two. No more than 6 or 7 drops should be given to an infant per day.

An alternative way to administer a car sickness remedy is to put 2 drops of **COCCULUS-HOMACCORD** in 125 ml of baby formula and use this formula *ad lib* on the trip. Unused formula should be discarded after 4-6 hours.

OTITIS

TRAUMEEL quickly relieves the pain and heat from otitis. Traumeel eardrops/Oteel/BHI Pure Eardrops* are easy to administer; just squeeze half the contents of the doser into each ear. Otherwise Traumeel ampules may be used (1-2 drops per ear).

It is recommended to give **VIBURCOL** suppositories or monodoses* at the same time to quell the fever and agitation associated with otitis. Often warning symptoms occur a day or so before onset of otitis, in the form of hot flushed face and agitation. **VIBURCOL** can be given at the first sign of these symptoms.

FOR EXTRA SOOTHING: Traumeel ointment can be applied to the base of the infant’s ear to provide direct pain-killing action, and a soothing anti-inflammatory film. Apply a thin layer of ointment every half hour during the acute phase.

*Not available in all countries

HOMEOPATHIC THERAPY OF GYNECOLOGICAL DISORDERS

Dr. Valérie Reus, Michael Weiser • Reprinted from *Biologische Medizin* • Vol. 28, No. 5, 1999, pp. 233-236

ABSTRACT

This multicentric prospective study systematically investigated usage indications, dosages, therapeutic efficacy, and tolerance of **Hormeel S** (drops). A total of 345 cases of treatment were documented by 41 physicians. The most frequent reasons for prescribing **Hormeel S** were premenstrual syndrome and menopausal symptoms. **Hormeel S** was reliably effective and well tolerated not only in combination with other forms of therapy but also when used alone.

Keywords: Hormeel S, menopausal symptoms, premenstrual syndrome.

INTRODUCTION

Hormonal dysfunctions are among the most frequent ailments of women of reproductive age. Premenstrual syndrome is most prominent in women in their twenties or older, while dysmenorrhea is observed primarily in very young women⁹. Delayed or skipped ovulation due to hormonal disturbances is also one of the most frequent causes of infertility in couples who have been attempting to conceive for years⁷. The menstrual cycle, however, is not exclusively hormonally regulated but is also linked to complex CNS functions. Therefore, menstrual disorders can also be either triggered or masked by psychological factors⁹.

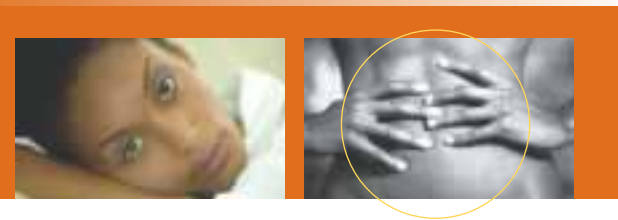

Because of the possibility of undesirable side effects, hormone substitution is not always the optimal solution to such problems¹. Thus many women today are refusing hormone treatment and looking for therapeutic alternatives that are both better tolerated and convincingly effective. In comparison to hormone substitution therapy, both phytotherapy^{11,11} and homeopathic remedies² have proved quite effective in treating functional menstrual disorders and female infertility. Gerhard *et al.* demonstrated the success of both individually

selected homeopathic single remedies and homeopathic combination remedies (such as **Hormeel S**) in treating hormonal dysfunctions and fertility disorders^{6,8}. The advantages of homeopathic therapy over hormone substitution include better tolerance and the absence of multiple pregnancies or ovarian cyst formation^{6,8}.

As is to be expected from the drug pictures of its components (Table 1), the homeopathic combination remedy **Hormeel S** (manufactured by Biologische Heilmittel Heel GmbH, Baden-Baden/Germany) has been used successfully for more than thirty years in treating hormonal dysfunctions (especially disorders of the menstrual cycle and related symptoms such as painful menstruation and menopausal complaints) and as an adjuvant therapy in female infertility. Although **Hormeel S** is commercially available in two forms - drops and injectable solution - only the oral form was considered in this prospective study, whose purpose was to gather information on the usage indications, dosages, efficacy, and tolerance of **Hormeel S**.

INGREDIENT	DRUG PICTURES / INDICATIONS OF INGREDIENTS
Acidum nitricum D4 (nitric acid)	Inflammation of the skin and mucous membranes, (including urethra and vulva); skin tends to crack. Ulcerations. Benign and malignant growths. Diseases involving weight loss. Depressive moods.
Aquilegia vulgaris D4 (columbine)	Sleep disorders with nervousness. Also dysmenorrhea, functional amenorrhea.
Calcium carbonicum Hahnemanni D8 (inner white portion of oyster shell)	Disorders of calcium metabolism. Chronic diseases of the mucous membranes. Proliferative processes of the mucous membranes.
Cyclamen D4 (alpine violet)	Headaches. Menstrual disorders. Depressive moods.
Cypripedium pubescens D8 (lady-slipper)	Sleeplessness (especially in over-stressed women).
Erigeron canadensis D3 (fleabane)	Uterine hemorrhage (menorrhagia, metrorrhagia).
Ignatia D6 (St. Ignatius’s bean)	Nervous disorders. Depressive moods. Cramps in the hollow organs and muscles.
Majorana D4 (marjoram)	Heightened sexual arousal and nervous irritability.
Moschus D6 (glandular secretion from the male musk ox)	Nervous disorders such as excitability and fainting.
Nux moschata D6 (nutmeg)	Nervous symptoms in the body. Digestive weakness with flatulence. Perceptual disorders such as mental fogginess. Also emotional lability, hypochondria, hysteria.
Pulsatilla D4 (pasque flower)	Inflammations and disorders of the female genitalia, vaginal inflammation with discharge, menstrual disorders of all types. Disorders of pregnancy and lactation. Headaches. Sleep disturbances, psychological disorders. Nervous disorders, depressive moods.
Senecio fuchsii D6 (groundsel, ragwort)	Bleeding or hemorrhage. Also irregular menses, dysmenorrhea (all symptoms improve after onset of menses).
Sepia D6 (cuttlefish)	Many disorders of the female reproductive organs. Headaches. Sleep disturbances. Exhaustion. Psychological disorders and depressive moods. A general remedy for menopausal symptoms.
Thlaspi bursa-pastoris D3 (penny cress)	Bleeding from the uterus or mucous membranes.
Viburnum opulus D3 (guelder rose)	Painful menstrual bleeding.

Table 1: Ingredients of Hormeel S and selected aspects of their drug pictures.



METHODS

Data on the patients' medical histories and treatment were recorded on standardized questionnaires. No criteria for inclusion or exclusion were defined, since this preparation-specific prospective study was intended to observe the entire spectrum of usage of Hormeel S (Table 2). Dosages, duration of treatment, and the option of implementing a concomitant therapy were left up to the attending physicians, who were required to record all data relevant to treatment on the questionnaires. The physicians evaluated the success of the selected protocols in terms of two criteria:

- a) the point in time when improvement in symptoms was first observed, and
- b) overall assessment of the results of therapy, using a five-point scale ("very good" = complete freedom from symptoms, "good" = significant improvement, "satisfactory" = slight improvement, "no success" = symptoms remained the same, and "worse."

Time frame:	March to October 1995
Place:	Germany and Belgium
Physicians:	41 licensed physicians: 36 general practitioners, 5 gynecologists
Total number of questionnaires sent out:	810
Total returned:	345 (42.6%)
Structure:	prospective
Observation period per patient:	5 months maximum
Criteria for inclusion/exclusion:	none
Documentation:	standardized questionnaires
Number of patients per physician:	minimum 5, maximum 10

Table 2: Parameters of the prospective study.

Upon conclusion of treatment, patient tolerance of Hormeel S was assessed according to the following scale: "excellent," "good," "fair," and "poor." Undesired effects were recorded on a separate questionnaire.

Treatment data for 345 patients were recorded. All of the questionnaires returned to the investigators were suitable for inclusion in the descriptive statistical analysis.

RESULTS

PATIENT DEMOGRAPHICS

All 345 patients were female, with the emphasis in age distribution falling between 31 and 50 years (56%). The most frequent diagnoses listed during case-taking were premenstrual syndrome (PMS) and menopausal symptoms, but many other diagnoses were also reported, including menstrual disorders, ovarian insufficiency, dysmenorrhea, and hormonal dysfunction. The age range within each diagnostic group was typical of that syndrome (Table 3).

Duration of symptoms or illness prior to treatment ranged from several weeks or months to several years. Only 14% of

the patients had been taking prescription medications immediately before being accepted into the study. (Most frequently prescribed were gynecological medications and spasmolytics; other prescriptions included various hormone preparations. Homeopathic remedies played only a minor role prior to the beginning of the prospective study.) Patients' reasons for requesting a change in medication included poor tolerance of the previous medication, lack of success of previous treatment, and the desire for a "natural" form of treatment.

TREATMENT WITH HORMEEL S

The standard dosage recommended by the manufacturer is 10 drops 3 times a day. When treatment began, this standard dosage was prescribed for 60% of the patients, while 30% of patients received 10 drops 2 times a day and 4% received 10 drops once a day. (Other dosages ranged from a minimum of 5 drops 3 times a day to a maximum of 30 drops 3 times a day.) In approximately 95% of cases, the dosage of Hormeel S remained the same throughout the entire observation period.

Because of the nature of their symptoms, the majority of patients were treated with Hormeel S for a longer period of time (1 to 3 months in 75% of cases); the maximum treatment period was 5 months. Approximately 80% (275) of the patients were treated only with Hormeel S. In the remaining cases, additional medications (primarily gynecological preparations and spasmolytics) or non-drug therapies (acupuncture, Kneipp treatments, and physical therapy) were prescribed. There were no significant differences among the diagnostic groups with regard to dosage of Hormeel S, duration of treatment, or implementation of additional therapies.

Age groups	Total (n = 345)	Premenstrual syndrome (n = 147)	Menopausal symptoms (n = 137)	Other (n = 61)
< 21 years	23 (6.7 %)	19 (12.9 %)	-	4 (6.6 %)
21-30 years	60 (17.4 %)	45 (30.6 %)	1 (0.7 %)	14 (23.0 %)
31-40 years	81 (23.5 %)	58 (39.5 %)	1 (0.7 %)	22 (36.1%)
41-50 years	112 (32.5 %)	22 (15.0 %)	77 (56.2 %)	13 (21.2%)
51-60 years	45 (13.9 %)	-*	42 (30.7 %)	1 (1.6%)
61-70 years	16 (4.6 %)	-*	-*	4 (6.6 %)
> 70 years	7 (2.0 %)	-	-*	3 (4.9 %)
no data	1 (0.3 %)	-	1 (0.7 %)	-

*Dropouts for reasons of age

Table 3: Type and frequency of the main reasons for administering Hormeel S; age distribution within these groups.

TOLERANCE

In a total of three cases, undesired effects of the medication were described (restlessness, nervousness, nausea, intensification of pre-existing allergic rhinitis). In all three cases, the attending physicians doubted a causal connection to Hormeel S. In general, this prospective study showed that intolerance reactions are the exception rather than the rule when Hormeel S is administered. This estimation was also confirmed by the participating physicians, who assessed overall tolerance of the preparation as "excellent" in 53% of all cases, "good" in 45%, and "fair" in 1%.

RESULTS OF TREATMENT

There were no marked differences among the various diagnostic groups with regard to the point in time when the therapy began to take effect. In every third patient, the effect was observed within two weeks, in 30% of patients after 2 to 4 weeks of treatment, and in every fourth patient only after 1 to 2 months of treatment.

According to the physicians' overall assessment of the therapy, complete freedom from symptoms was achieved in every fourth patient and clear improvement occurred in 6 out of 10 patients. Therapy was unsuccessful in 3% of the patients. Hormeel S was effective in treating all symptoms recorded. In the two largest diagnostic groups, "very good" and "good" results were achieved in over 80% of patients. 87% (240) of the patients treated only with Hormeel S achieved "very good" to "good" results (Table 4).

		INDICATIONS				
		very good	good	satisfactory	no success	no data
Patients receiving concomitant medication:						
total	(n = 345)	85 (24.6 %)	193 (55.9 %)	56 (16.2 %)	9 (2.6 %)	2 (0.6 %)
premenstrual syndrome	(n = 147)	39 (26.5 %)	84 (57.1 %)	22 (15.0 %)	1 (0.7 %)	1 (0.3 %)
menopausal symptoms	(n = 137)	34 (24.8 %)	79 (57.7 %)	20 (14.6 %)	3 (2.2 %)	1 (0.3 %)
other diagnoses	(n = 61)	12 (19.6 %)	30 (49.2 %)	14 (23.0 %)	5 (8.2 %)	-
Patients not receiving concomitant medication:						
total	(n = 300)	73 (24.3 %)	167 (55.7 %)	49 (16.3 %)	9 (3.0 %)	2 (0.7 %)
premenstrual syndrome	(n = 132)	36 (27.2 %)	76 (57.6 %)	18 (13.6 %)	1 (0.8 %)	1 (0.3 %)
menopausal symptoms	(n = 128)	33 (25.8 %)	71 (55.5 %)	20 (15.6 %)	3 (2.3 %)	1 (0.3 %)
other diagnoses	(n = 40)	4 (10.0 %)	20 (50.0 %)	11 (27.5 %)	5 (12.5 %)	-

Table 4: Treatment results within the various diagnostic groups.

DISCUSSION

With the exception of puberty, menopause is the most profound change ever to occur in a woman's hormonal balance. During this phase, many women are subject to a variety of neurovegetative and neuropsychological symptoms caused by the steep drop in estrogen levels¹². Although substitution therapy with estrogens can indeed alleviate such deficiency symptoms and inhibit pathological processes, administering hormones may be contraindicated if diseases of the liver, gallbladder, or pancreas are present or if the patient is at risk for thrombosis¹².

PMS is characterized by physical and psychological changes varying in intensity from individual to individual. These changes (which may include nervousness, changes in the skin, or hot flashes) appear 7 to 10 days prior to menstruation and disappear when it begins. PMS symptoms are presumably caused by endocrine factors. At present, there is no consensus on how to treat PMS. According to the results of one American study, therapy with progesterone (a hormone

produced by the corpus luteum) relieved PMS symptoms no better than a placebo⁹. Furthermore, many patients are skeptical of hormone therapy and increasingly ask their physicians to suggest alternative methods of treatment.

Hormeel S is a homeopathic remedy whose ingredients allow it to favorably influence a large number of many different gynecological disorders. For example, the component Pulsatilla is used in treating inflammations and functional disorders of the female genitalia, while Ignatia has a positive influence on nervous disorders and moodiness². The homeopathic remedy Sepia is indicated for typical menopausal symptoms such as hot flashes, psychological depression, and irritability¹⁰.

This prospective study demonstrates the use of Hormeel S in treating PMS and menopausal symptoms. In the great majority of the cases monitored in this study, Hormeel S therapy was effective and well tolerated.

REFERENCES

- Arndt EM. Über die Behandlung klimakterischer Beschwerden mit einem hormonfreien Arzneimittel ("Treating menopausal symptoms with a hormone-free medication"). *Ärztzeitschrift für Naturheilverfahren* 1982;23(1):45-9.
- Beer A-M, Sturm R, Küpper E. Der Einsatz eines homöopathischen Komplexmittels beim klimakterischen Syndrom im Vergleich zur Hormonsubstitution ("Use of a homeopathic combination remedy in menopausal syndrome in comparison to hormone substitution"). *Erfahrungsheilkd* 1995;5:336-40.
- Charette G. Homöopathische Arzneimittellehre für die Praxis ("Homeopathic pharmacology for your practice"). 4. Auflage. Stuttgart: Hippokrates 1985;388-93
- Dittmar FW. Homöopathie und Gynäkologie ("Homeopathy and gynecology"). *Therapeutikon* 1989;3(11):598-603.
- Freeman E, Rickels K, Sondheimer SJ, Polansky M. Ineffectiveness of progesterone suppository treatment for premenstrual syndrome. *JAMA* 1990;264:349-53.
- Gerhard I, Keller C, Monga B. Homöopathische Behandlung bei weiblicher Unfruchtbarkeit ("Homeopathic therapy for female infertility"). *Erfahrungsheilkd* 1995;9:545-55.
- Gerhard I, Keller C, Schmiück M. Wirksamkeit homöopathischer Einzel- und Komplexmittel bei Frauen mit unerfülltem Kinderwunsch ("The efficacy of homeopathic single and combination remedies in women unable to conceive"). *Erfahrungsheilkd* 1993;42(3): 132-6.
- Gerhard I. Mastodynon bei weiblicher Sterilität ("Mastodynon for female infertility"). *Forsch Komplementärmed* 1998;5:272-8.
- Holte A, Mikkelsen A. Psychosocial determinants of climacteric complaints. *Maturitas* 1991;13:205-15.
- Reckeweg H-H. Das Homöopathikum: Sepia ("The homeopathic remedy Sepia"). *Biol Med* 1984;13(5):254-8.
- Wolf E. Das Auf und Ab der Hormone steuert den Monat der Frau ("Rising and falling hormones regulate a woman's monthly cycle"). *Pharmazeutische Zeitung* 1999;10: 11-15.
- Würterle A. Die hormonalen Aspekte in Klimakterium und Postmenopause ("Hormonal aspects of menopause and postmenopause"). *Saarländisches Ärzteblatt* 1990;(6): 345-50.

For the authors: Dr. Valérie Reus
Sankt-Urban Straße 6
D-76532 Baden-Baden, Germany